



### Supplies:

- Leader Guide for each small group
- Poster board for each small group (see below for how to prep this)
- Glue stick for each small group
- Print and cut out ahead of time: “Profile Page Large” document
- Student Page for each student
- Bible for each student
- Pen/pencil for each student

**To Prep poster board**, print “Profile Page Large” and cut out each piece. See layout diagram at the end of that document. Lay out each piece on the board but **don’t glue yet!** Trace around these lightly with a pencil or a dotted line with a pen for later reference. Your group will write on almost all of these pieces together before you glue them back on together.

If you want to, you could do a quick Google search to get up-to-date info before you ask the following question. This data came from <https://www.brandwatch.com/blog/top-most-instagram-followers/> <https://www.socialtracker.io/toplists/top-10-tiktok-users-by-followers/> <https://www.brandwatch.com/blog/most-twitter-followers/>

**A note about timing:** Allow about 10 minutes at the end of this time slot for the “On Your Own” section. Keep the discussion moving and don’t get too bogged down on any one part. This is Day 1! Think of today as the intro for the rest of the week.

### Quick Quiz

1. Do you know who is the most followed account on Instagram (at least as of September 2023)?
  - a. Instagram’s official account
  - b. Cristiano Ronaldo (soccer star)
  - c. Lionel Messi (soccer star)
  - d. Selena Gomez (actress and singer)
  - e. Kylie Jenner (famous just for being famous and now a model)
  - f. Dwayne “The Rock” Johnson (WWE wrestler and actor)

Answer: a. Instagram’s official account with 651M followers.  
Incidentally, the most followed human is Cristiano Ronaldo with 602M followers.

2. Who is the most followed account on TikTok (as of September 2023)?
- a. MrBeast (gamer and philanthropist)
  - b. Zack King (illusionist)
  - c. Will Smith (musician and actor)
  - d. Charli D’Amelio (American dancer)
  - e. Khabane Lame (Senegalese-Italian comedian)

Answer: e. Khabane Lame with 161M followers


3. Who is the most followed account on X (formerly Twitter) (as of September 2023)?
- a. Twitter’s official account
  - b. Justin Bieber (musician)
  - c. Taylor Swift (musician)
  - d. Elon Musk (entrepreneur and CEO of Tesla, Inc.)
  - e. Barack Obama (former US president)

Answer: d. Elon Musk with 154M followers

Distribute Day 1 Student Guide. They will each need pens/pencils and a Bible, too.

The theme of this week is “Follow Jesus.” Imagine Jesus has a Profile Page. Let’s imagine what would be on it. We are going to assemble a big one together, but you can recreate your own version on your Student Page.

Give the glue stick, poster board, and the **name** piece to one of your students. Indicate where they should glue it.



Hold up **profile pic** piece.



**On Your Own**

Open your Bible and read **John 10:1-18**

1. Handwrite the one verse (or even just a portion of a verse) that catches your attention the most.
  
  
  
  
  
  
  
  
  
  
2. What is something God is revealing about Himself in this passage?
  
  
  
  
  
  
  
  
  
  
3. Pause and listen for a bit. What do you think He might be saying to you?
  
  
  
  
  
  
  
  
  
  
4. Say something back to Him.

**Follow the Leader Advice:**

1. Choose \_\_\_\_\_.
2. \_\_\_\_\_ and \_\_\_\_\_.
3. Even when it is difficult, Jesus is \_\_\_\_\_.

# Jesus





*Location:*



*Bio:*

**FOLLOW**

MESSAGE



**This preview includes a select number of pages from this resource.**



**If you like what you see, download the entire resource today!**


**[downloadyouthministry.com](http://downloadyouthministry.com)**

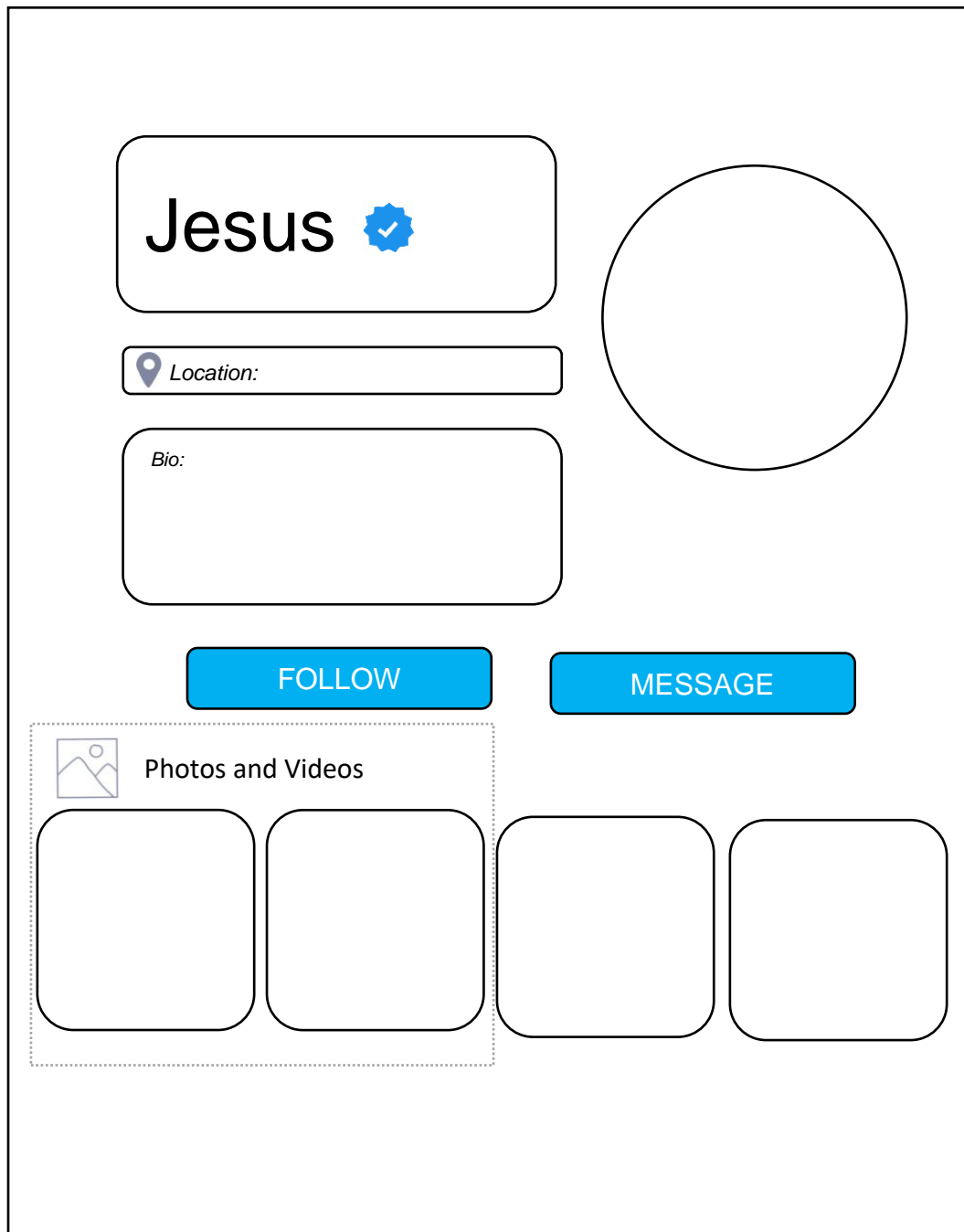




# Photos and Videos







### Profile Page Large

#### *Supplies:*

- 22 in x 28 in (standard size) poster board
- Glue stick
- Scissors (ahead of time)
- Pens/markers
- Leader Guide page

#### *Instructions ahead of time:*

- Print this document and cut out the pieces on the preceding pages.
- Layout the pieces according to the diagram to the left.
- Trace with light pencil or dotted line to make guidelines before removing the pieces to use during your small group.
- During your discussion, allow students to complete each piece and glue it in place.